

OVERVIEW OF CHILDREN'S SERVICES

Report of the Chief Officer for Children's Services

Please note that the following recommendations are subject to consideration and determination by the Cabinet (and confirmation under the provisions of the Council's Constitution) before taking effect.

Recommendation:

It is recommended that Scrutiny takes note of the following overview of Devon County Council's Children's Services.

Main Text

There are approximately 160,000 children and young people in Devon and Devon County Council's Children's Services delivers a wide range of services that are aimed at some or all of these children and young people. Colleagues in public health commission **public health nursing services** (health visiting and school nursing) designed to improve the health of the population for example by promoting and supporting breast feeding, ensuring immunisations and developmental checks .

At early years we coordinate and commission **early years** provision (childminders, nurseries, pre-school), with responsibilities to meet the government's access commitment and ensure school readiness and a good level of development. We also commission **Children's Centres**; this service has become more targeted to ensure best use of the council's resources.

Devon's Education and Learning service administers **school admissions** and future focused **school place planning and capital development**. Some of the council's statutory responsibilities in education, for example **school improvement**, safeguarding and education welfare are delivered through our partnership with Babcock. We have a responsibility to **improve educational outcomes** for children and particularly for **vulnerable groups** in a very complex education landscape of, for example academies, free schools, maintained and independent schools. We don't always have all the levers at our disposal. We **monitor education performance** for all children in Devon (see annexe A for the latest Attainment report). The team works with maintained schools to improve and sustain our excellent network of schools in Devon. 93% of children in Devon attend a good or better school and outcomes have consistently been above national average at all key stages. We monitor and act to **narrow the gap for vulnerable groups** and the

overall population. Over 70% of schools are maintained and the County Council has maintained an unwavering commitment to its system leadership responsibility for education, while embracing its focus on the rights and interests of vulnerable children and their families.

The Education and Learning team leads the **Virtual School** which ensures that our children in care and care leavers receive a good education. The Education and Learning team is also responsible for children with **Special Educational Needs and Disabilities (SEND)** and our [local offer](#) to this group of children.

School age children can have many experiences which interface with DCC's responsibilities (**home education, exclusions** - fixed term and permanent, **medical absence** for example). The local authority has responsibility for the education of children who cannot attend school due to exclusion or medical conditions.

Devon Children's Services has the system leadership responsibility for **Early Help**. Early Help is often mistakenly understood to be about Early Help Services and while there are a suite of services designed to meet higher level Early Help need, Early Help is better understood as a system.

The Early Help system is made up of services users, community resources, universal service providers and targeted services, working together to enable families to manage their own dilemmas and solve their own problems, making whatever changes are necessary to secure the well-being of their children enabling appropriate risk management in the community and a proportionate response to risk and need. The Devon **Troubled Families** scheme sits within Early Help. Health visitors promoting breastfeeding or responding to maternal ill-health are examples of early help but early help also captures much more complex work requiring the coordination of multiple agencies to form a team around the family, for example where there is alcohol/drug use, mental ill health and domestic violence. This form of early help is intended to prevent unnecessary statutory intervention which is, by its nature, more coercive.

Devon is responsible for the multi-agency **Youth Offending Service** responsible for preventing entrants to the criminal justice system and delivering interventions designed to prevent re-offending.

Devon Children's Social Care Service delivers services to our most vulnerable children. We host the multi-agency safeguarding hub (**MASH**) which receives, assesses and acts upon all contacts about children, who are subject of professional or community concern. Social workers and family support workers provide interventions to support **children in need** – children who need a social care intervention in order to remain safe, happy and healthy. **Children who are disabled** are children in need by virtue of their disability. Children's social care co-ordinate the multi-agency response to their complex needs. Some **children need a protection plan** to be kept safe and some children are taken into the care of Devon County Council. DCC is the corporate parent for all **children in care** in Devon and for our **care**

leavers. Being a corporate parent requires every member and employee of DCC to act for our children in care in the same way that a good parent would act for their child. DCC runs **adoption** and **fostering** services and has a secure children's home, The Atkinson, which is a national resource rated good by Ofsted.

We have a mixed economy of commissioned and provided services. Our services span universal, whole child population, targeted services designed to prevent poor outcomes or problem escalation and very highly specialist and highly regulated tertiary services for much smaller numbers of children.

Jo Olsson

Electoral Divisions: All

Cabinet Member for Children and Schools: Councillor James McInnes

Chief Officer for Childrens Services: Jo Olsson

LOCAL GOVERNMENT ACT 1972: LIST OF BACKGROUND PAPERS

Contact for Enquiries:

Jo Olsson, Chief Officer for Childrens Services

Email:

Tel No: 01392 383212

Room: 130, County Hall

Devon Education and Learning

Education and Learning

2015/16 Attainment Report

Overview

Attainment and Attainment Gaps: This year national results are reported in a completely different way and therefore not comparable with previous years.

Recently published results for Early Years Foundation Stage and Phonics Year 1 indicate that Devon's performance has improved and is above national averages. The attainment gap for FSM in Phonics Year 1 remains stable, with Devon performing better than regionally but not as well as nationally.

Revised results at KS2 indicate that the percentage of pupils achieving the expected standard in Reading, Writing and Maths is slightly better than the national average. The Devon outcomes for some individual subjects are below the National Average. Devon's FSM pupils are not performing as well as the national average and the attainment gap remains wider than nationally. Revised results at Key Stage 4 indicate that Devon is performing better than the national and regional picture in all of the new performance measures. However FSM pupils are not performing as well as the national average and the attainment gap is slightly wider in Devon than nationally.

Recently published information on the attainment of disadvantaged groups indicates that pupils with Special Educational Needs are performing better than the national picture at Key Stage 2 and Key Stage 4. Pupils with a First Language Other than English are performing better than the regional picture in Key Stage 2 but are not performing as well as nationally. At Key Stage 4, pupils with a First Language Other than English are performing better than nationally in the Attainment 8 and EBACC measures.

Attainment gaps for the most vulnerable learners in the education system remain a focus and challenge.

Attainment information for Devon's Children in Care can be found in the Virtual School annual report, available at

<https://new.devon.gov.uk/educationandfamilies/young-people/children-in-care/education-of-children-in-care/information-for-schools-and-settings>

		Devon	Devon Trend	National	Regional	Devon FSM Gap
FS	Good Level of Development in FSP	72.2	↑	69.3	69.5	↑
KS1	Phonics Year 1	82	↑	81	80	↔
	Phonics Year 1 FSM	69	↑	69	65	
KS2	expected standard Reading, Writing & Maths	54	n/a *	53	52	n/a *
	expected standard Reading, Writing & Maths - FSM	30	n/a *	36	31	n/a *
	expected standard Reading, Writing & Maths – SEN Statemented	10	n/a *	7	6	n/a *
	expected standard Reading, Writing & Maths – First Lang Other than English	48	n/a *	52	47	n/a *
KS4	Attainment in English & Maths*	64.7	n/a *	59.3	64.0	n/a *
	EBACC*	23.3	n/a *	23.1	22.7	n/a *
	Attainment 8 average score *	50.5	n/a *	48.5	50.3	n/a *
	Progress 8 average score *	-0.02	n/a *	-	-0.05	n/a *
Post 16	Attainment of L2 by age 19	70.0	↑	68.6	68.5	↑

Key:

* New measures for 2016

↑↓ Improving Performance

↑ Worsening Performance

↔ Maintaining Performance

Note: KS4 attainment information for disadvantaged groups can be found on pages 9 to 12.

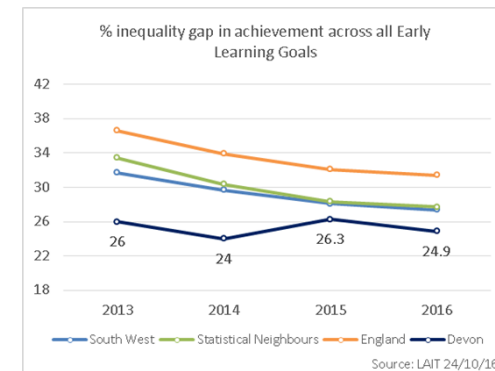
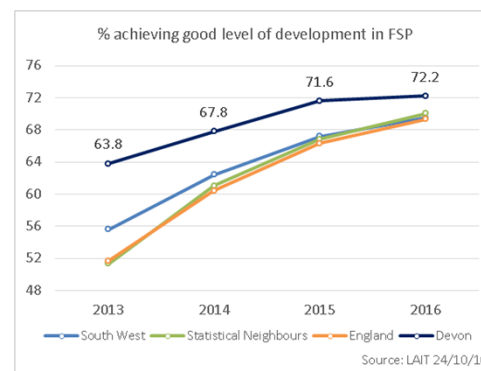
Early Years Foundation Stage

EYFS Good Level of Development

The percentage of children achieving a good level of development in Devon continues to improve (72.2% compared to 71.6% last year). Devon continues to perform better than both the national picture (69.3%) and regional picture (69.5%).

EYFS Attainment Gap

Published data shows that the attainment gap between the lowest achieving 20% and their peers in Devon has narrowed (from 26.3% in 2015 to 24.9% in 2016). Devon's gap remains smaller than the regional and statistical neighbours average and is well below the national average.



EYFS Free School Meal Children

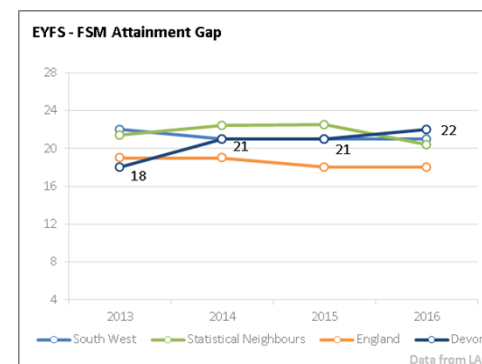
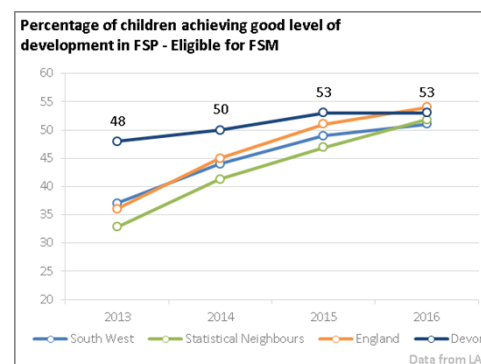
Recently published information indicates that the percentage of Free School Meal children achieving a good level of development in Devon remains stable at 53%, whilst nationally it continues to rise (54%). Devon continues to perform better than the regional picture (51%) and its statistical neighbours (51.8%).

Data source: DfE LAIT 22nd December 2016

EYFS FSM Attainment Gap

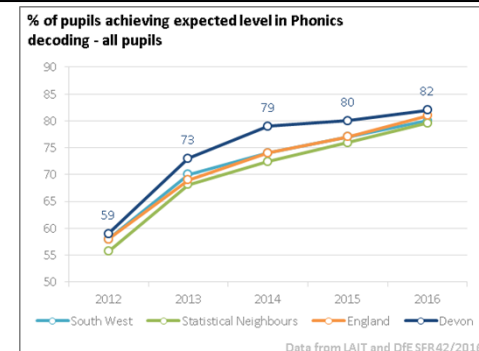
Whilst the performance of Devon Free School Meal children has remained stable, the percentage of non Free School Meal children achieving a good level of development has risen from 74% to 75%. This has resulted in a slight widening of the attainment gap, moving from 21% to 22% in 2015/16. Devon's gap remains wider than the national picture (18%) but is similar to the regional picture (21%).

Data source: DfE LAIT 22nd December 2016



Phonics Screening

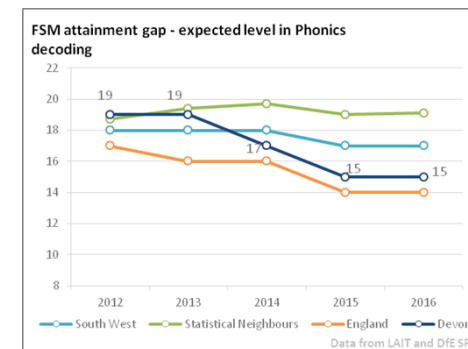
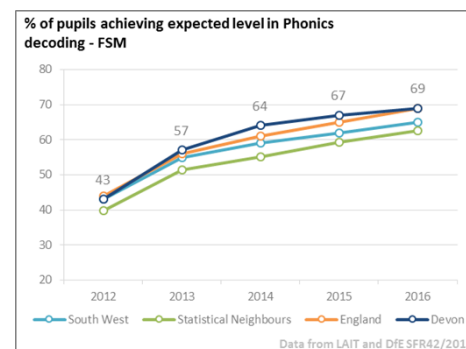
Recently published national information indicates that more than 4 in 5 (82%) pupils in Devon met the expected standard in year 1 (6 year olds) in 2016. This continues the upward trend in Devon over the last five years. Devon continues to perform better than the national picture (81%) and its statistical neighbours (80%).



Free School Meal Children

More than two thirds of Devon's free school meal children (69%) met the expected standard in 2016, a 2 percentage point increase from 2015 when 67% of pupils achieved the expected standard. Devon continues to perform better than its statistical neighbours (63%) and is in line with the national picture (69%).

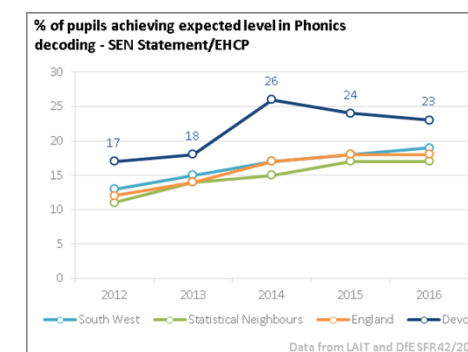
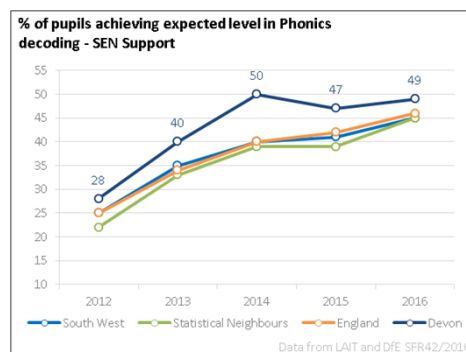
Devon's attainment gap remains unchanged on the previous year and continues to be narrower than regionally, but slightly wider than nationally.



Children with SEN

Nearly half of pupils in Devon with SEN Support have met the expected standard (49%), an increase on the previous year of 2 percentage points. Devon continues to perform better than both the national picture (46%) and its statistical neighbours (45%).

Whilst the percentage of pupils in Devon with an SEN Statement/EHCP who met the expected standard has declined slightly over the last two years (23% in 2016) it is significantly higher than both the national picture (18%) and statistical neighbours (17%).



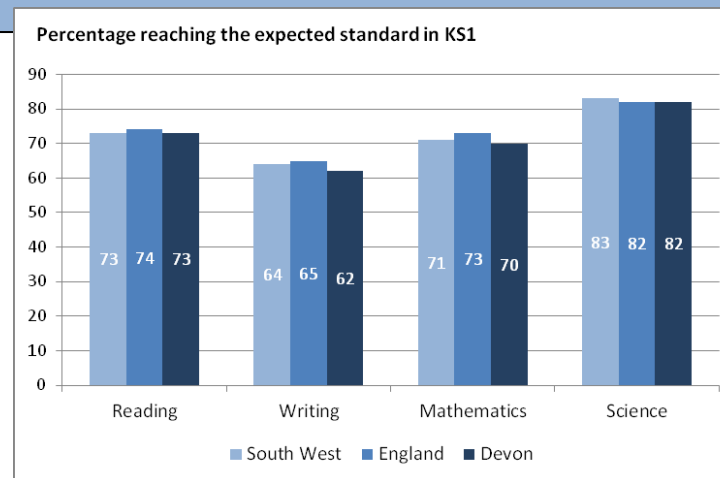
Key Stage 1 Assessments 2015/16

Key Stage 1 Meeting Expected Standard – All Pupils

In 2016 pupils were assessed against the new more challenging national curriculum for the first time. Results are no longer reported as levels: instead interim frameworks have been used to assess if a pupil has met the new, higher expected standard. All frameworks are assessed and reported by teachers.

In Devon nearly 3 in 4 pupils achieved the new expected standard in reading (73%) and mathematics (70%), whilst nearly 2 in 3 achieved the expected standard in writing (62%). Devon is in line with the national picture for reading (74%) and science (82%) and is slightly below the national picture for writing (65%) and mathematics (73%).

Note: Because of these assessment changes, figures for 2016 are not comparable to those for earlier years. The expectations for pupils at the end of key stage 1 have been raised.

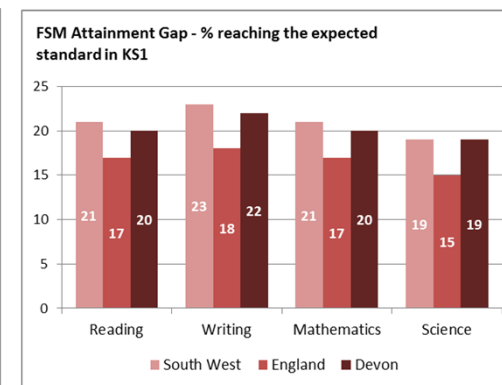
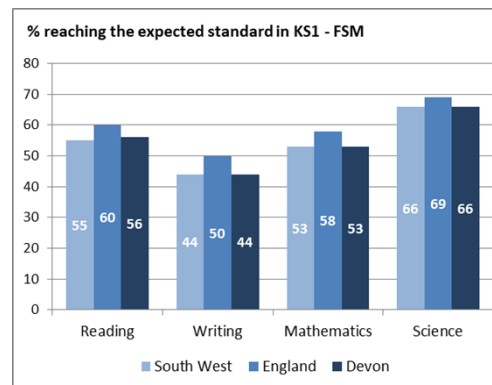


Data Source: SFR42/2016: National curriculum assessments at key stage 1, 2016, 29 Sept 2016

Key Stage 1 Meeting Expected Standard - FSM

In Devon more than half of free school meal children met the expected standard in reading (56%) and maths (53%), whilst two thirds met the expected standard in science (66%). Devon's performance in each subject is in line with regional averages but is slightly below the national average.

Whilst the attainment gap of FSM pupils in Devon (compared against non FSM) is slightly wider than the national picture it is narrower than the regional picture.



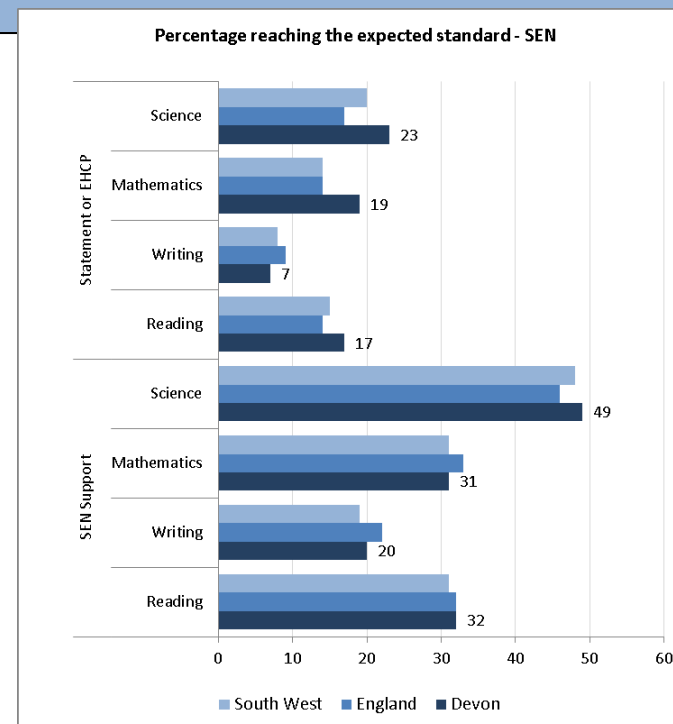
Data Source: SFR42/2016: National curriculum assessments at key stage 1, 2016, 29 Sept 2016

Key Stage 1 Assessments 2015/16

Key Stage 1 Meeting Expected Standard - SEN

The percentage of pupils with a SEN statement or EHCP in Devon meeting the expected standard is better than both regional and national figures in Reading, Maths and Science. Devon is performing significantly better in science (23% compared to 17% nationally) and in maths (19% compared to 14% nationally) but not as well in writing (7% compared to 9% nationally).

The percentage of pupils with SEN support in Devon meeting the expected standard is highest in science (49%). This is better than the national picture of 46%. Devon's performance in the other subjects (maths, writing and reading) is in line with regional figures but is slightly below national averages.



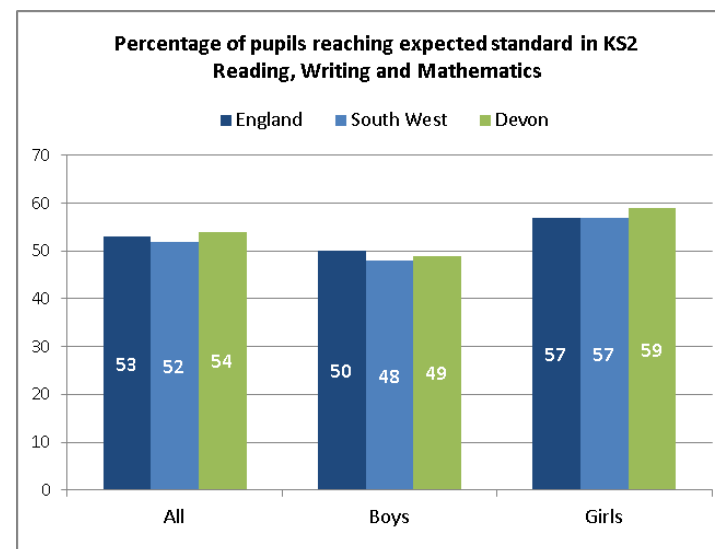
Data Source: SFR42/2016: National curriculum assessments at key stage 1, 2016, 29 Sept 2016

Key Stage 2 Results 2015/16

Key Stage 2 Revised Results

Revised results indicate that over half of pupils in Devon reached the new expected standard in reading, writing and mathematics. This is slightly higher than the national picture, with 54% in Devon reaching the expected standard compared to 53% nationally. Girls outperform boys with 59% of girls in Devon reaching the expected standard compared to 49% of boys. This balance is also reflected nationally. Devon girls are performing better than the national and regional picture (59% compared to 57%).

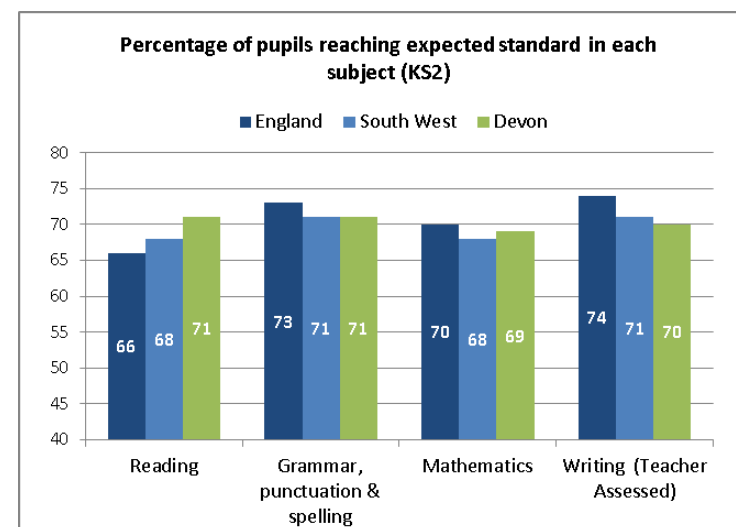
Note: Because of the changes in assessment, figures for 2016 are not comparable to those for earlier years. The expectations for pupils at the end of key stage 2 have been raised. Given the differences from previous years to the curriculum and assessments, levels are not comparable with scaled scores or teacher assessment outcomes.



Key Stage 2 Tests by Subject – Revised Results

Attainment at the expected standard in Devon is highest in reading and grammar, punctuation and spelling (both at 71%). Devon is performing significantly better than the national picture in Reading (71% compared to 68% nationally) but falls slightly below in the other subjects.

Writing was well below national, however this was a teacher assessed test and issues have been found with consistency across the country in grading. All Devon moderators have passed the moderation level for the second year.



Free School Meal Pupils – Reading, Writing and Maths

Recent information indicates that Devon's Free School Meal pupils are performing slightly better than statistical neighbours. However Devon's pupils are not performing as well as the national picture (30% in Devon compared to 36% nationally).

Attainment for non Free School Meal pupils is slightly better in Devon than nationally and regionally (58% compared to 57% and 56%). However, the attainment gap for Free School Meals is wider in Devon than nationally (28% compared to 21% nationally).

Special Educational Needs Pupils – Reading, Writing and Maths

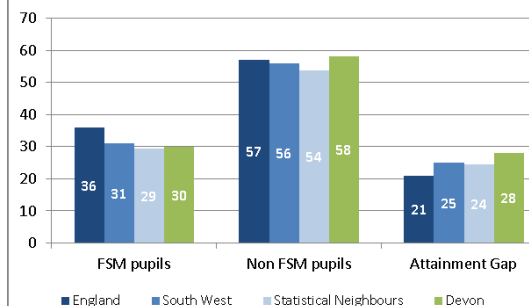
Devon's pupils with Special Educational Needs are performing better than nationally and regionally. 17% of pupils with SEN Support reached the expected standard in Devon compared to 16% nationally, whilst 10% of pupils with Statements/EHCPs reached the expected standard compared to 7% nationally.

First Language Other than English – Reading, Writing and Maths

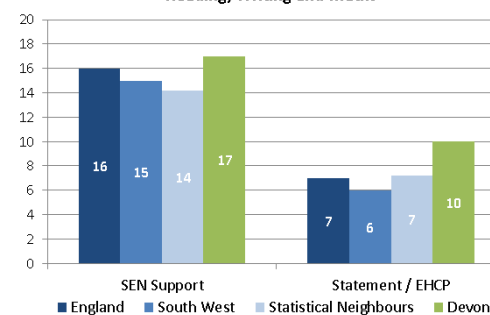
Devon pupils with a First Language Other than English are performing better than the regional picture and their statistical neighbours (48% compared to 47% and 44%). However Devon's pupils are not performing as well as the national picture (52%).

Devon pupils with a First Language of English are performing in line with the national picture (54%). They are also performing better than the regional picture and statistical neighbours.

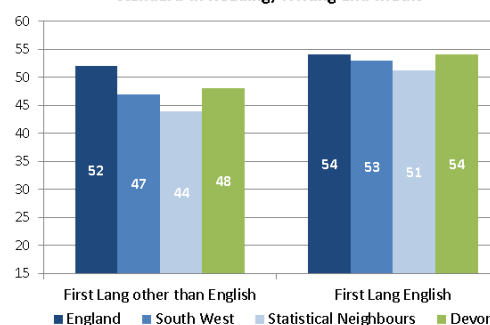
FSM cohorts - % of pupils reaching expected standard in Reading, Writing and Maths



SEN cohorts - % of pupils reaching expected standard in Reading, Writing and Maths



First Language cohorts - % of pupils reaching expected standard in Reading, Writing and Maths



Key Stage 4 Results 2015/16

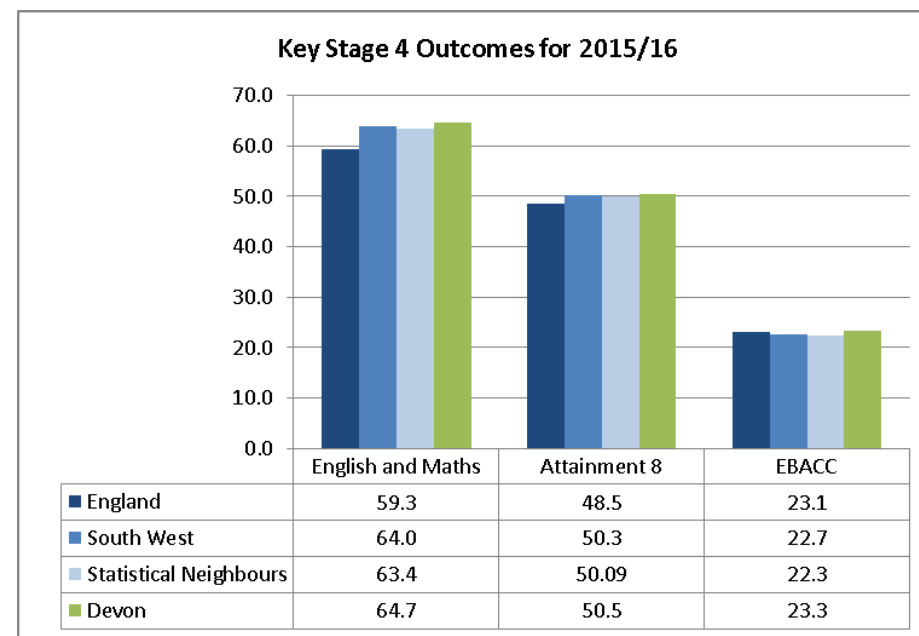
Key Stage 4 - Revised Results

Recently published revised results indicate that Devon is performing better than the national and regional picture in the new performance measures at Key Stage 4;

- **Attainment in English and Maths (A*-C)** - the percentage of pupils in Devon achieving A*-C in both English and Maths is significantly higher than the national picture (64.7% in Devon compared to 59.3% nationally).
- **Attainment 8**¹ - Devon is performing better than the national picture with an average Attainment 8 score per pupil of 50.5 compared to 48.5 nationally.
- **English Baccalaureate** - the percentage of pupils achieving the English Baccalaureate in Devon is slightly higher than nationally and regionally.
- **Progress 8**² - Devon pupils are making average progress, with an average Progress 8 score per pupil of -0.02. Devon compares favourably against the average Progress 8 score per pupil in the South West which is -0.05. However Devon's pupils are making less progress than their statistical neighbours which have an average score of -0.003.

¹ This measures the average achievement of pupils in up to 8 qualifications, including English, Maths, 3 qualifications that count in the English Baccalaureate and three further qualifications.

² This new measure captures the progress a pupil makes from the end of Key Stage 2 to the end of Key Stage 4. A Progress 8 score of above 0 means a school is making above average progress.



Data Source: SFR03/2017: GCSE and equivalent results in England 2015/16 (revised), Jan 2017


Attainment Outcomes – Free School Meal Pupils

Devon pupils in receipt of Free School Meals have performed better than statistical neighbours in the three areas of English & Maths, Attainment 8 and EBACC. However Devon's pupils are not performing as well as nationally for all three areas.


Devon's average Progress 8 score per Free School Meal pupil is -0.56 which indicates that Devon pupils are making less progress than non Free School Meal pupils. This is also reflected nationally where the progress 8 score is -0.46. Devon pupils are making similar progress to their statistical neighbours who have a score of -0.55 and are performing favourably against the regional picture with an average score of -0.62.

The attainment gap for FSM pupils is wider in Devon than nationally in each of the three key performance measures.

KS4 Outcomes for Free School Meal pupils (2015/16)



KS4 Attainment Gap for Free School Meals (2015/16)



Attainment Outcomes – Special Educational Need Pupils

Devon pupils with Statements / EHCPs are performing better than nationally in the three areas of English & Maths, Attainment 8 and EBACC.


Devon pupils with SEN Support are performing better than nationally in English and Maths and Attainment 8 but are performing less well in EBACC.

Both cohorts of SEN pupils are performing better than their statistical neighbours. Pupils with Statements / EHCPs have a significantly higher Attainment 8 score whilst pupils with SEN support perform significantly better in English and Maths.


Devon's average Progress 8 score for Statemented/EHCP pupils is -1.00 which indicates that Devon pupils are making less progress than pupils without a Statement/ EHCP. This is also reflected nationally where the average progress 8 score is -1.03 and regionally where the average score is -1.10.

Devon pupils with SEN Support are making better progress than their Statemented/EHCP peers, with an average score of -0.35. This is also reflected nationally where pupils with SEN Support have an average progress 8 score of -0.38. Devon's pupils are making slightly better progress than nationally (-0.38) and regionally (-0.45).

KS4 Outcomes for Pupils with Statements / EHCPs (2015/16)



KS4 Outcomes for Pupils with SEN Support (2015/16)



Data Source: SFR03/2017: GCSE and equivalent results in England 2015/16 (revised), Jan 2017

Key Stage 4 Results 2015/16

Attainment Outcomes – First Language Other Than English

Devon pupils whose First Language is Other than English are performing better than nationally in the Attainment 8 and EBACC measures but not quite as well in English and Maths. Devon pupils are also performing better than their statistical neighbours in the three areas of English & Maths, Attainment 8 and EBACC.

Devon pupils are making significantly better progress than nationally with an average progress 8 score of 0.65 compared to 0.39 nationally. Devon pupils are also making better progress than regionally (0.53) and statistical neighbours (0.59).


Devon pupils whose First Language is Other than English perform significantly better in the EBACC than their peers whose First Language is English (29.7% compared to 23.1%). However pupils whose First Language is Other than English perform less well than their peers in the English and Maths measure (61.7% compared to 64.8% for pupils whose First Language is English). This attainment gap is wider than the national picture where 62.8% of pupils whose First Language is Other than English achieve English and Maths compared to 63.5% whose First Language is English.

Attainment Outcomes – Pupils in Alternative Provision

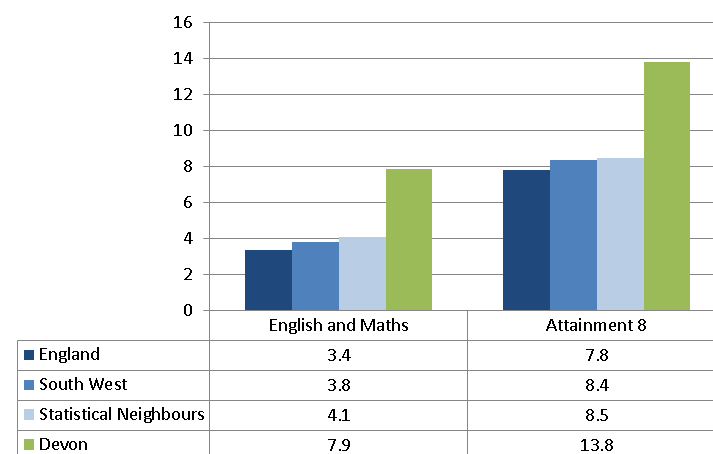
Devon pupils in Alternative Provision are performing significantly better than nationally in the areas of English & Maths and Attainment 8. Devon pupils are also performing significantly better than regionally and statistical neighbours.

The progress of Devon pupils from previous Key Stage results in Alternative Provision is significantly below average (-3.18) which is also reflected nationally (-3.28) and regionally (-3.27).

KS4 Outcomes for Pupils whose First Lang is other than English (2015/16)



KS4 Outcomes for Pupils in Alternative Provision (2015/16)

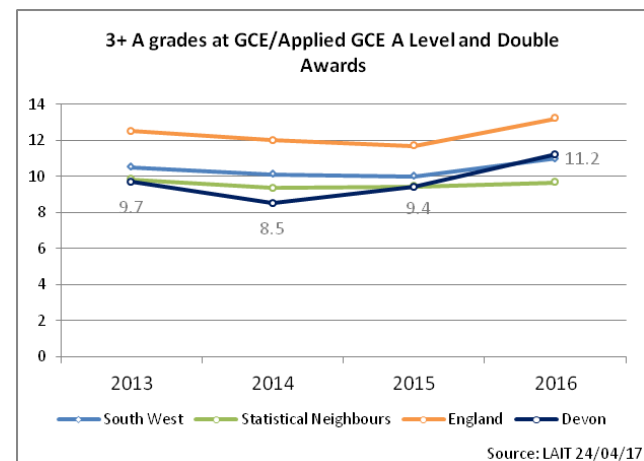


Note: no pupils in Devon were entered for the EBACC

Data Source: SFR03/2017: GCSE and equivalent results in England 2015/16 (revised), Jan 2017

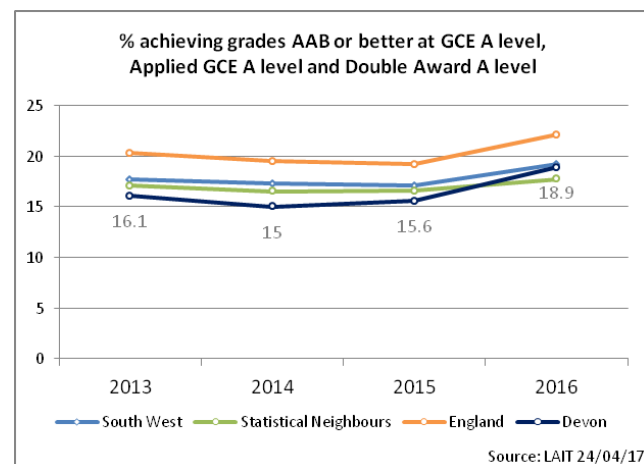
3+ A Grades at A Level

Revised results indicate that Devon continues to improve its performance with 11.2% of pupils achieving 3+ A grades in 2016 compared to 9.4% in 2015. Devon's performance (11.2%) is now significantly better than its statistical neighbours (9.66%) and is slightly better than the regional picture (11.0%).



Achievement of grades AAB or better

The percentage of pupils achieving grades AAB or better has significantly improved in Devon, with 18.9% achieving in 2016 compared to 15.6% in 2015. Devon is now performing better than its statistical neighbours (17.76%) and is in line with the regional picture (19.2%) but remains below the national picture (22.1%).



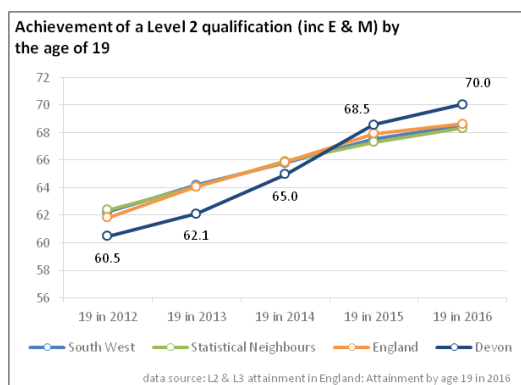
Attainment of Level 2 qualifications by those aged 19

Initial information indicates a continuing upward trend in the percentage of 19 year olds qualified to Level 2 including English and Maths. Devon is performing significantly better than nationally (70% compared to 68.6%) and regionally (68.5%).

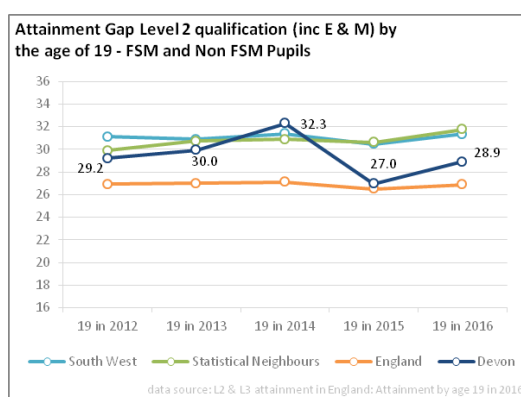
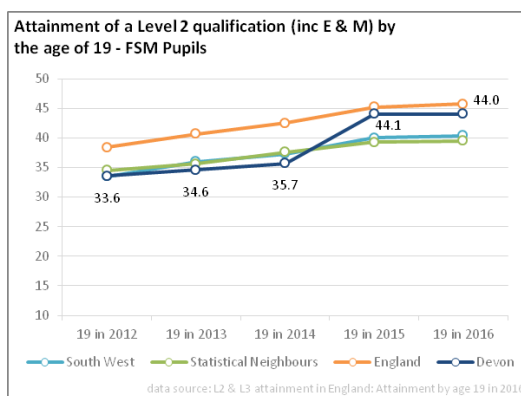
Level 2 qualifications by those aged 19 – FSM cohorts

The performance of Free School Meal pupils remains stable at 44%. Devon is performing better than regionally (40.4%) but not as well as nationally (45.8%).

The attainment gap for Devon's FSM pupils has widened slightly from 27% in 2014/15 to 28.9% in 2015/16. This is largely due to a greater improved performance for pupils not in receipt of FSM, which has risen from 71% to 73% in 2015/16. Whilst Devon's attainment gap is slightly wider than nationally it is narrower than regionally (28.9% compared to 31.8% regionally).



Data Source: DfE SFR12-2016 A level and

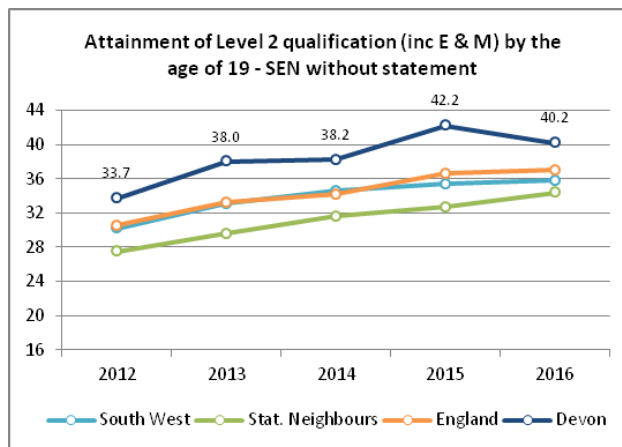
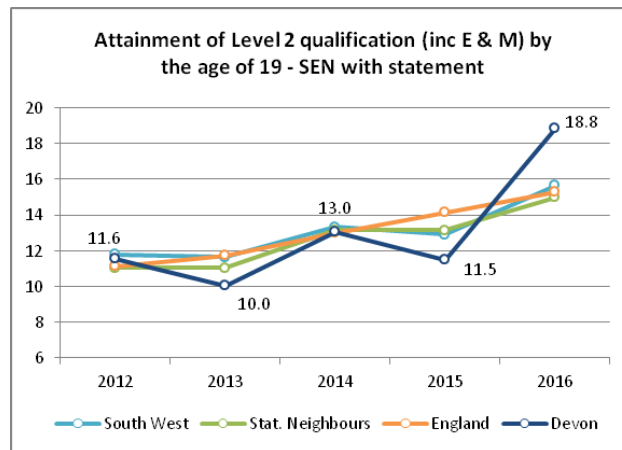


Level 2 qualifications by those aged 19 - SEN Cohorts

The percentage of 19 year olds with SEN statements qualified to Level 2 (inc. English & Maths) has significantly improved, with 18.8% in 2016 compared to 11.5% in 2015. Devon young people are now performing better than nationally and regionally (15.3% and 15.7% respectively).

The percentage of 19 year olds with SEN but without a statement qualified to Level 2 has dropped slightly but Devon continues to perform significantly better than the national picture (40.2% compared to 37% nationally).

It has been identified that English and Maths (grade C+) is the main concern in moving forward. This has been recognised nationally and from September 2015 FE colleges were obliged for all young people to study English and Maths (or equivalent) at Post 16 if they do not already hold the qualification. Work is underway with FE colleges to improve this picture.



data source: Level 2 and 3 attainment in England: Attainment by age 19 in 2016, March 2017